



ASIAN 14&UNDER CIRCUIT

ATF ADMINISTRATORS WORKSHOP 2017

PHNOM PHEN, CAMBODIA

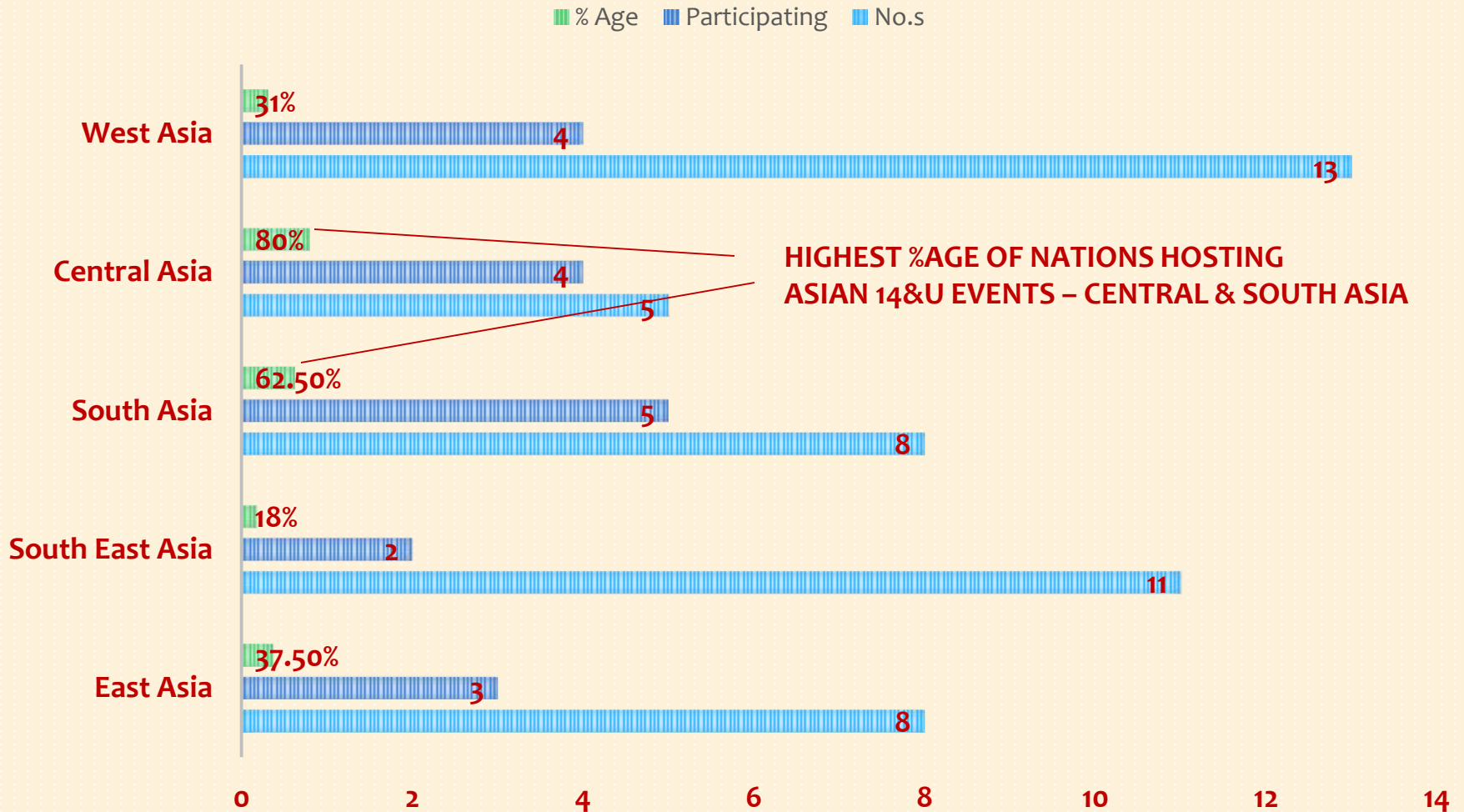
BREAKDOWN OF NATIONS PARTICIPATION IN 2017 (ASIAN 14&UNDER CIRCUIT)



EA (8)		SEA (11)		SA (8)		CA (5)		WA (13)	
EAST ASIA	NO.S	SOUTH EAST ASIA	NO.S	SOUTH ASIA	NO.S	CENTRAL ASIA	NO. S	WEST ASIA	NO. S
JAPAN	5	THAILAND	6	INDIA	4	KAZAKHSTAN	7	IRAN	5
KOREA	5	MALAYSIA	4	BANGLADESH	2	UZBEKISTAN	4	QATAR	3
HONG KONG	2	CAMBODIA	X	SRI LANKA	2	TAJIKISTAN	4	SAUDI ARABIA	2
CHINESE TAIPEI	X	LAOS	X	NEPAL	2	KYRGYZSTAN	2	IRAQ	1
CHINA	X	VIETNAM	X	PAKISTAN	2	TURKMENISTAN	X	BAHRAIN	X
KOREA DPR	X	MYANMAR	X	AFGHANISTAN	X			JORDAN	X
MACAU	X	PHILIPPINES	X	BHUTAN	X			KUWAIT	X
MONGOLIA	X	SINGAPORE	X	MALDIVES	X			LEBANON	X
		INDONESIA	X					OMAN	X
		BRUNEI	X					PALESTINE	X
		TIMOR LESTE	X					SYRIA	X
								UAE	X
								YEMEN	X
TOTAL	12	TOTAL	10	TOTAL	12	TOTAL	17	TOTAL	11
COUNTRIES	8	COUNTRIES	11	COUNTRIES	8	COUNTRIES	5	COUNTRIES	13
PARTICIPATION	3	PARTICIPATION	2	PARTICIPATION	5	PARTICIPATION	4	PARTICIPATION	4
EAST ASIA %	37.50%	SOUTH EAST ASIA %	18%	SOUTH ASIA %	62.50%	CENTRAL ASIA %	80%	WEST ASIA %	31%



TOTAL NUMBER OF NATIONS PER REGION AS COMPARED WITH THOSE HOSTING ASIAN 14&UNDER TOURNAMENTS



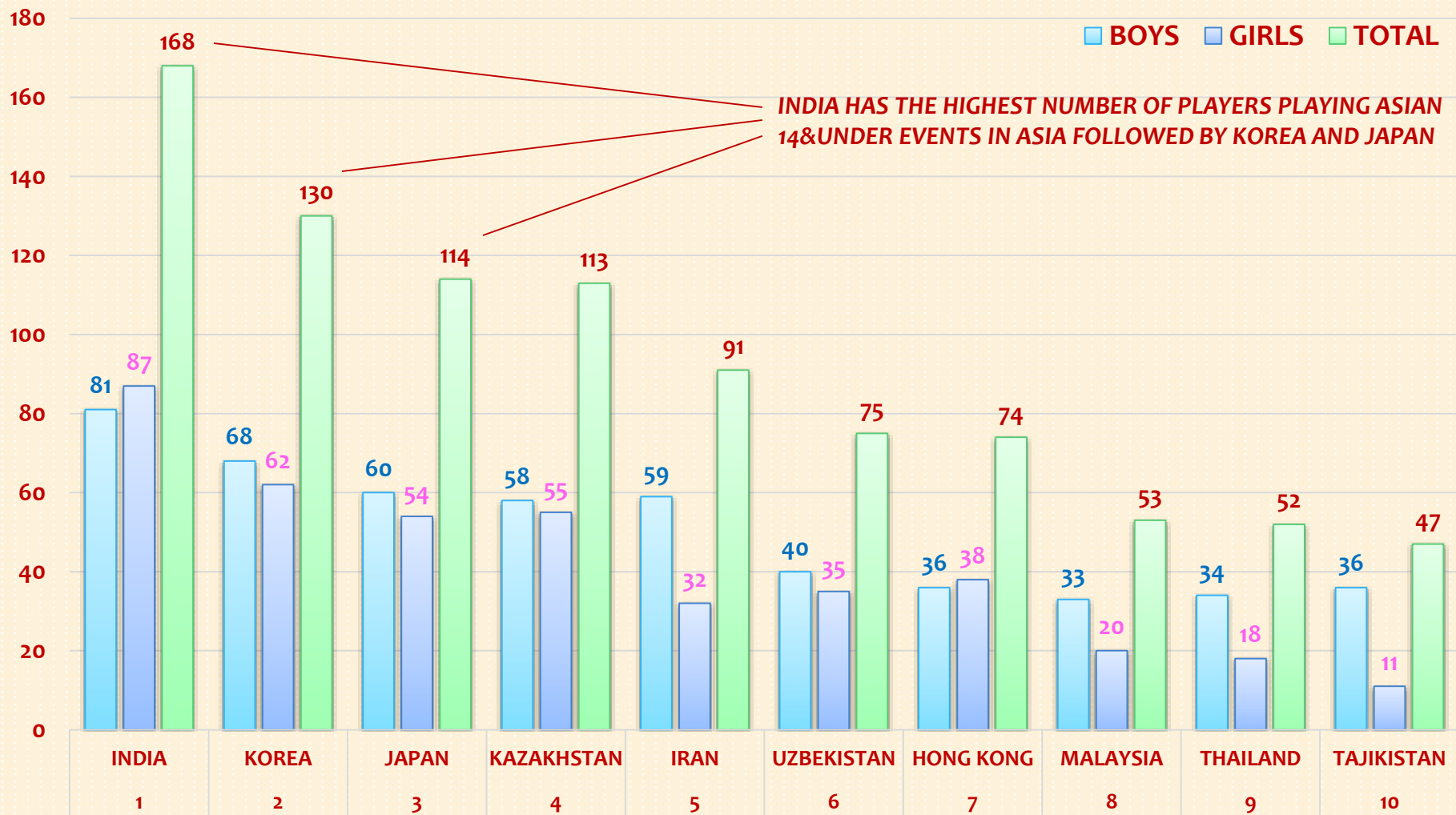


TOP 10 COUNTRIES REPRESENTING PLAYERS STRENGTH ASIA IN THE ASIAN 14&UNDER CIRCUIT

S.NO	COUNTRIES	BOYS	GIRLS	TOTAL	S.NO	COUNTRIES	BOYS	GIRLS	TOTAL
1	INDIA	81	87	168	23	JORDAN	5	2	7
2	KOREA	68	62	130	24	LEBANON	5	2	7
3	JAPAN	60	54	114	25	MACAU	4	2	6
4	KAZAKHSTAN	58	55	113	26	MONGOLIA	3	3	6
5	IRAN	59	32	91	27	LAOS	3	3	6
6	UZBEKISTAN	40	35	75	28	TURKMENISTAN	3	3	6
7	HONG KONG	36	38	74	29	BAHRAIN	4	2	6
8	MALAYSIA	33	20	53	30	VIETNAM	3	1	4
9	THAILAND	34	18	52	31	CHINESE TAIPEI	3	X	3
10	TAJIKISTAN	36	11	47	32	CHINA	2	1	3
11	SRI LANKA	16	12	28	33	CAMBODIA	3	X	3
12	SAUDI ARABIA	19	X	19	34	BHUTAN	1	2	3
13	PAKISTAN	17	X	17	35	MYANMAR	1	X	1
14	KYRGYZSTAN	8	9	17	36	KOREA DPR	X	X	X
15	INDONESIA	4	9	13	37	BRUNEI	X	X	X
16	SINGAPORE	5	6	11	38	TIMOR LESTE	X	X	X
17	QATAR	6	5	11	39	AFGHANISTAN	X	X	X
18	PHILIPPINES	6	4	10	40	MALDIVES	X	X	X
19	BANGLADESH	3	6	9	41	IRAQ	X	X	X
20	YEMEN	7	2	9	42	KUWAIT	X	X	X
21	NEPAL	4	3	7	43	UAE	X	X	X
22	SYRIA	7	X	7	44	OMAN	X	X	X
					45	PALESTINE	X	X	X



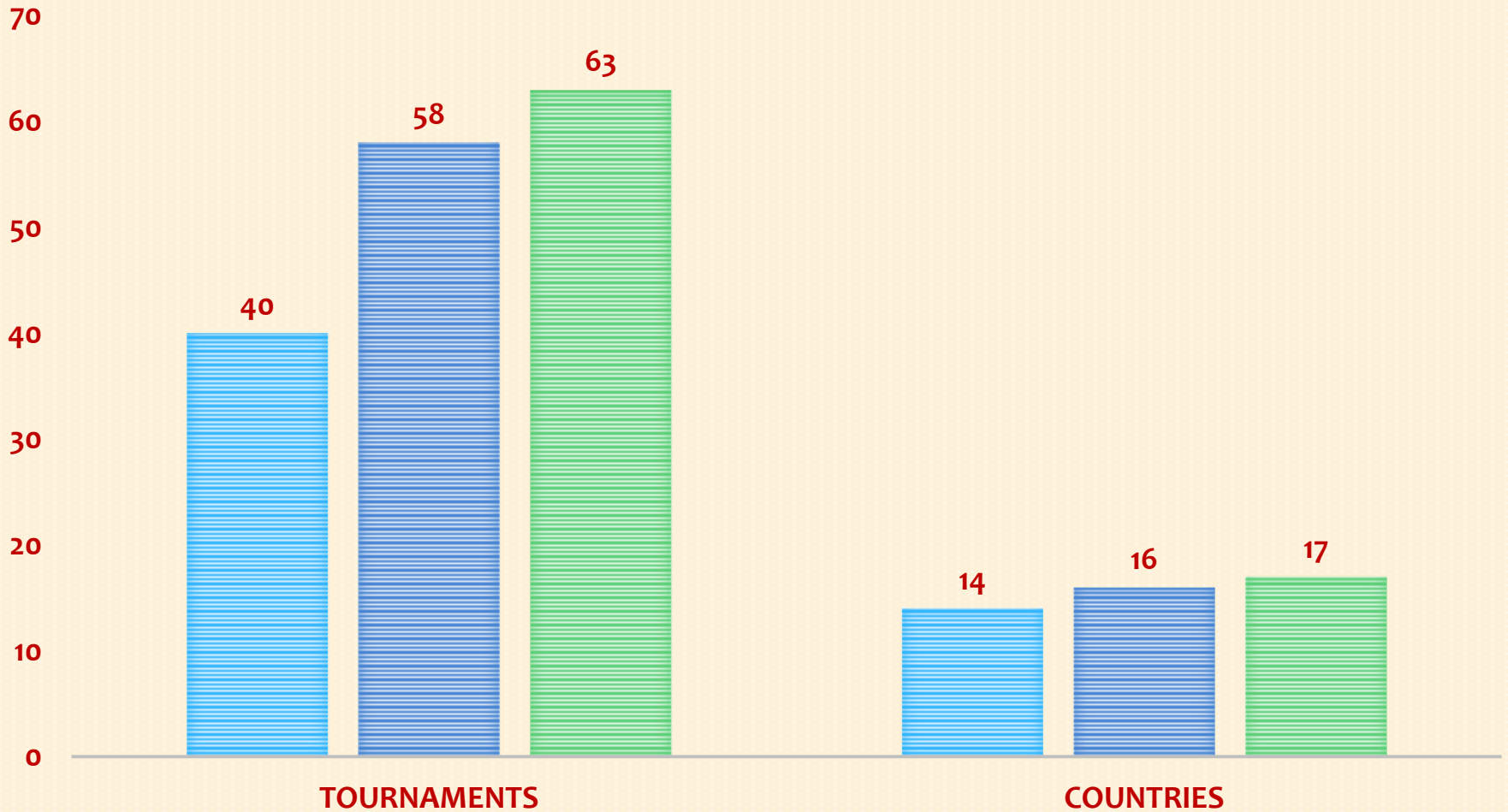
TOP 10 COUNTRIES REPRESENTING PLAYERS STRENGTH ASIA IN THE ASIAN 14&UNDER CIRCUIT





NUMBER OF TOURNAMENTS ACROSS ASIA HAVE BEEN GROWING STEADILY

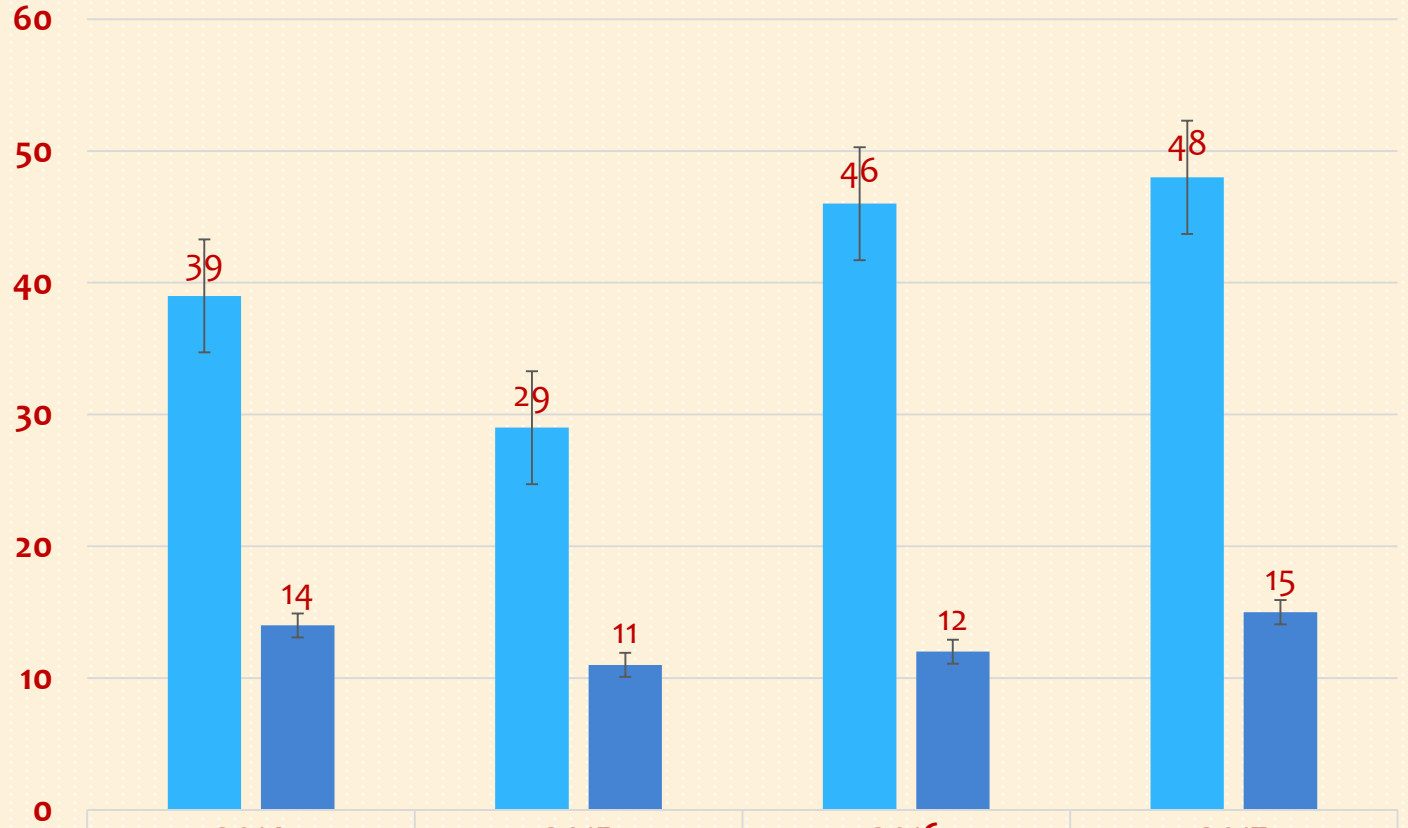
2015 2016 2017





NUMBER OF HOSPITALITY TOURNAMENTS NEED TO GROW

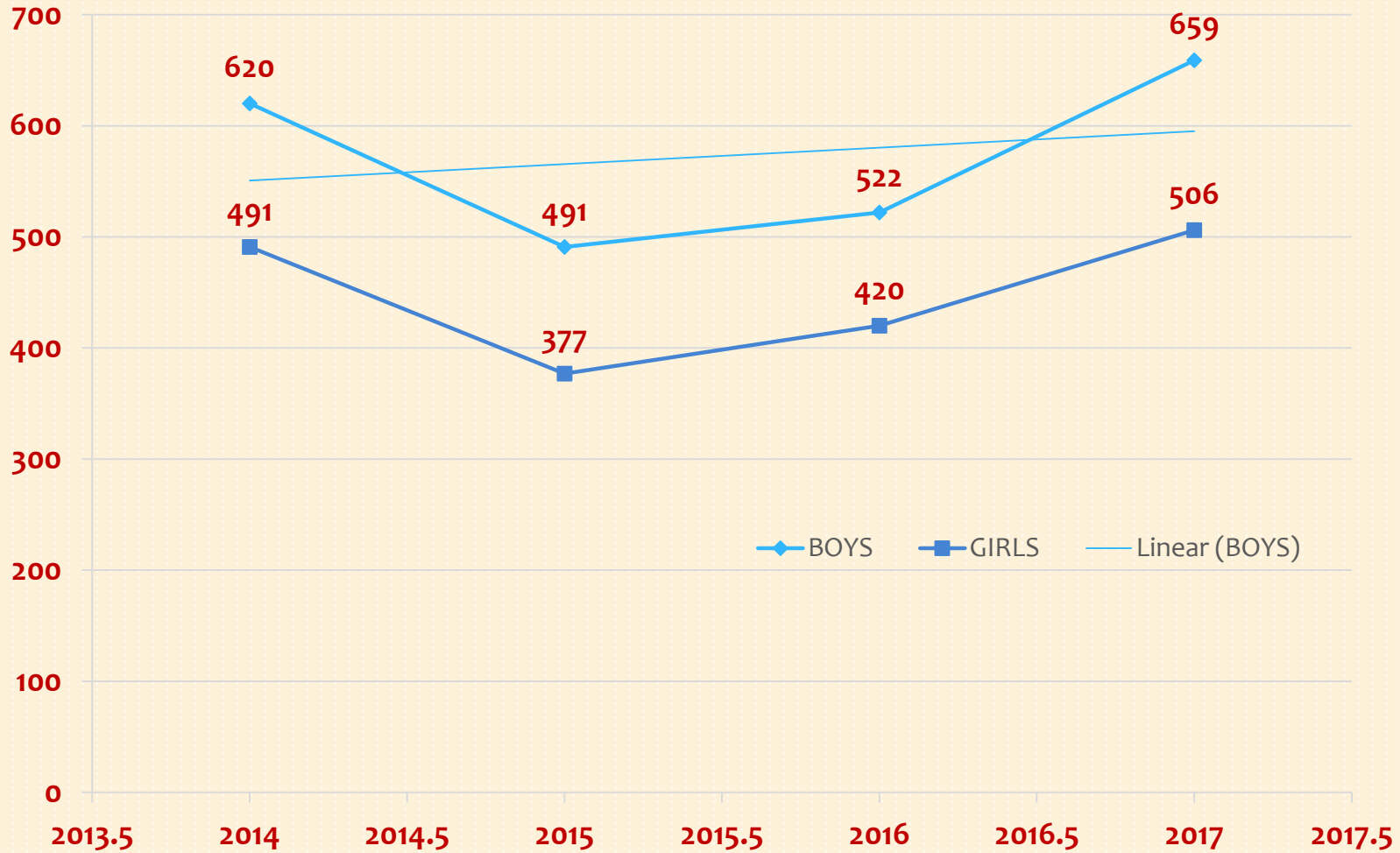
Chart Title



■ NON HOSPITALITY	39	29	46	48
■ WITH HOSPITALITY	14	11	12	15



PLAYER PARTICIPATION HAS GONE UP





NATIONS MUST ENCOURAGE PLAYERS TO PARTICIPATE IN ASIAN 14&UNDER CIRCUIT

- ASIA'S OWN REGIONAL SUB JUNIOR CIRCUIT
- PROVIDES COMPETITION WITH IN THE REGION
- ENHANCES PLAYER DEVELOPMENT
- ITF SUPPORTS THE ASIAN 14&UNDER CIRCUIT
- PLAYING ITF DIVISION 1 COMPETITION GETS ASIAN 14&U GRADE 1 RANKING POINTS
- PLAYING ITF DIVISION 2 COMPETITION GETS ASIAN 14&U GRADE 2 RANKING POINTS

CURRENT TOP ASIAN 14&UNDER PLAYERS



1. Nugroho Priska Madelyn (INA)



2. ALEXANDRA EALA (PHI)



3. ELSA WAN (MAS)

CURRENT TOP ASIAN 14&UNDER PLAYERS



1. Abdumalikov Samandar (UZB)



2. V M SANDEEP (IND)



3. ABEDALLAH SHELBAYH (JOR)